



...learning beyond classroom

DWARKA INTERNATIONAL SCHOOL SUMMER VACATION HOLIDAY HOMEWORK UKG, SESSION 2017-18



SAVE ELECTRICITY

EXERCISE DAILY AND REMAIN FIT



PLAY INDOOR ACTIVITIES



PLANT MORE TREES



HELP YOUR MOTHER



REGULAR
BRUSHING
TWICE A DAY



SAVE WATER



Turn the TV off during mealtimes.

Eat at the table, rather than in front of the TV

Steps to Success



Dear Children,

Summer Vacation is a welcome break..... Break from fixed schedule, rules & regulations. Summer Vacation is all about fun, frolic, getting up late in the morning, playing for longer hours with friends, going for picnics, exploring new places and watching your favourite shows on television.

Holidays are great, but schoolwork can be fun and inspiring too! So keep u engaged and active, here are few interesting activities for the summer break.....





During this vacation learn to do some interesting and important things. Some of them are listed below for you.....



Social Skills

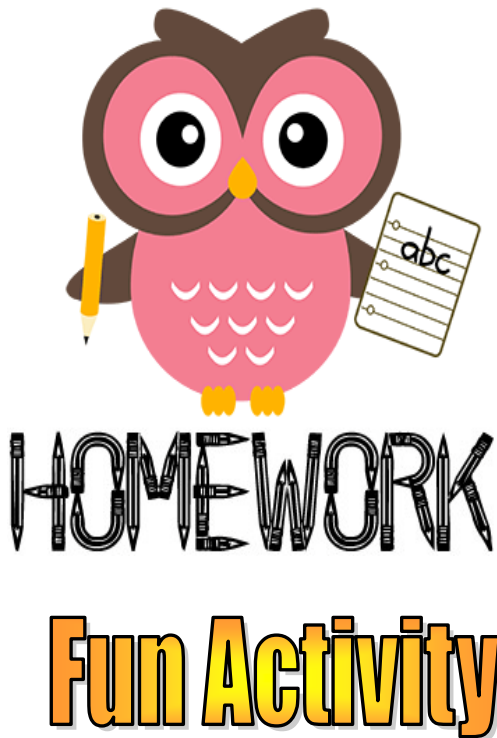
Help your child become caring human being by developing the following habits like:

- Learn to write your name
- Memorize your home address and phone number of your parents.
- Giving respect to her/his elders and loving her/his younger ones.
- Wishing and welcoming guests.
- Spending time with grandparents.
- Try to converse in English with parents, family and friends. Use three magic words like **Sorry, Please and Thank You.**
- Helping you in arranging dining table, after eating keep her/his plate in the kitchen. Help your mother in her day-to-day chores.
- Arranging her/his toy, books and clothes in proper shelves.
- Plant one tree. Watering the plants daily and see, them growing each fine day.
- Save water and electricity. Use it judiciously.



Encourage your child to take care of personal hygiene by inculcating the following habits:

- Covering her/his nose and mouth when she/he coughs or sneezes.
- Avoid licking her/his finger (such as when turning pages in a book)
- Avoid eating uncovered food.
- Avoid sharing towel, handkerchief, brush with other people. Brush your teeth twice daily.
- Keeping her/his hair lice-free.
- Trimming his/her nails every.
- Avoid touching her/his eyes, nose, mouth, ears with dirty hands.
- Washing hands after use toilet .



Complete the following work:

- *English Assignment Booklet Pages 10-39.
- *Little Explorer (A) Pages 27, 29, 31, 33,35,44,45, 50 &51
- *Revise all the rhymes for the month of April and Stories –Greedy dog & Hare & Tortoise taught in the class.
- *Dictation of cursive letters done till date will be held on July 07, 2017



Best out of waste: Make any craft of your choice using waste materials like CD, bottle, paper plate, ice-cream stick, disposable cups, etc....

- Make an animal mask using paper plates or waste sheets.
- Show your love and affection to your father by making a Father's Day Card for him and bring it school.
- Complete the fun & creative activity sheets attached.
- Choose any two topics and make 2 flash cards of each topic about A4 size. Use colour printouts, coloured sheets or drawing/colour label and paste on a thick base. (Topic: 1.Animals(Wild, Domestic, Pet, Water, Birds and Farm), 2.Good Habits/ Manners, 3. Junk and Healthy Food, 4. Seasons/ Festivals)

English Recitation Competition in July

- Take help from your parents to select and prepare a rhyme for your English Recitation Competition.
- The rhyme should be out of syllabus minimum 10 to 15 lines.
- Prepare this rhyme with actions or with suitable prop(which can be made to enhance your performance)
- Children will be judged on the following basis selection of rhyme, props, actions and expression, confidence and voice modulation.



Some suggested indoor activities for you to beat the scorching heat:

- Fireless cooking: Learn to make refreshing summer drinks like-lemonade, lassi, milk shake, fruit smoothies or salads.
- Learn names of days in a week and names of month in a year. Use a calendar to read the date and write date on all your assignments.
- Limit the time you spend in front of television or computer. Read books with your parents or grand parents.
- Suggested books for reading:
Fairy Tales, Amar Chitra Katha, Panchtantra or any other titles, which you might find interesting.



OUTDOOR ACTIVITIES

Some suggested outdoor activities:

- Go out to play ground, park or garden and play with your friends, parents or grandparents.
- Suggested places to visit: Zoo, Rail museum, Air Force museum, Metro ride or any historical monuments.

Some suggested websites for engaging your kids:

- www.kidsinco.com
- www.bigactivities.com
- www.colouring.ws
- www.kizphonics.com
- www.worksheetuniverse.com



MEALS TO EAT, TO BEAT THE HEAT

JUNE DIET PLAN

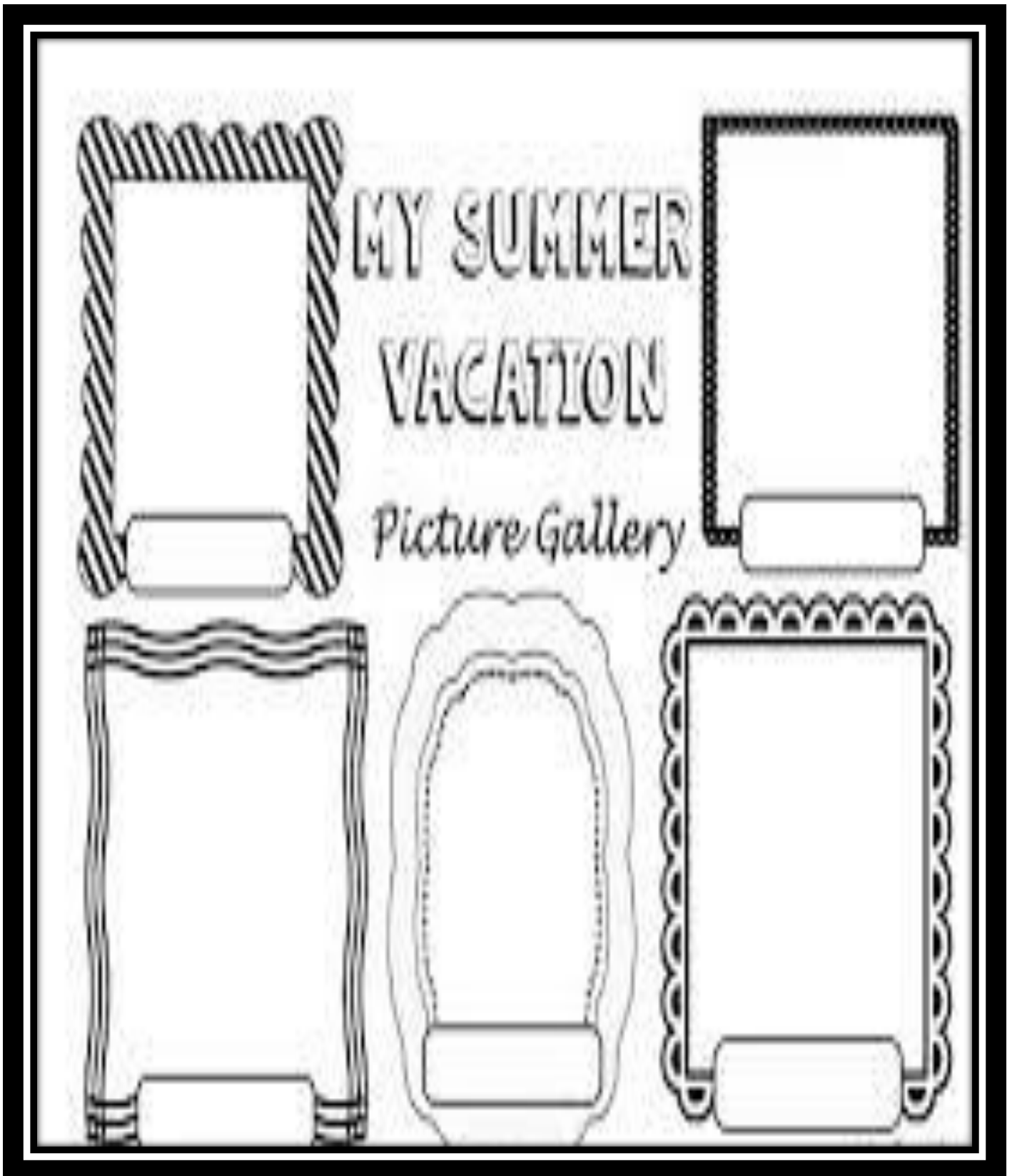
			1 Parantha + Seasonal Veg+Fruit Juice	2 Besan Chila + Sauce +Lassi	3 ENJOY CHEEZY PIZZA AT YOUR NEARBY PIZZA OUTLET
4 Rajma+ Rice + frooti	5 Aloo/ channa + Puri + Juice/ Fruit	6 Kofta+Paran tha+ Kheer	7 Stuffed Parantha + Curd + Gulab Jamun	8 Jeera Rice+ Dal + Mango	9 YUMMY! YUMMY! BURGER AT MC DONALD
10 Idli + Chutny + Sambar + Banana	11 Nutrila veg+Chappat i+Banana	12 Biryani + Curd + fruit chaat	13 Parantha + Seasonal Veg + Mango	14 Pav Bhaji + Cucumber Salad + Juice	15 CHOCO- CHOCO DONUTS
16 Poha + Chutney / sauce + Roohafza	17 Dal +Rice +Lassi	18 Aizwan Parantha+La dyfinger+Kh eer	19 Peas PaneerPula v+Cucumbe r Raita+Rasgu lla	20 Cauliflower+Pota to+Chappati+App le	21 CREAMY WHITE/RED PASTA SAUCE
22 Aloo/ channa + Puri + Juice/ Fruit	23 Chappati+Pal ak paneer+ Grapes	24 Potato+Puri+ Halwa	25 Rice + White channa + frooti	26 KADI+ Rice + frooti	27 A DAY FOR PANCAKES AND PASTERIES
28 Upma+Coc onut Chutney+ Mango Drink	29 Veg Sandwich + Sprout Salad+ Apple	30 Parantha+ Ladyfinger+K heer			

<p>1 Begin and end your day with the prayer.</p>	<p>2 Learn to button and unbutton your shirt.</p>	<p>3 Learn to say Hello Good-bye See you Have a nice day!</p>	<p>4 एक छोटी कवितायाद करो</p>	<p>5 Fitness time! Walk or jog with the family in the park.</p>
<p>6 Have fun party with your friends and enjoy!</p>	<p>7 गर्मी के मौसम के फलो के नाम याद करो</p>	<p>8 Use magic words Daily-Sorry, Please Thank you, Excuse me.</p>	<p>9 Save water and save electricity.</p>	<p>10 Clean up your toy cupboard.</p>
<p>11 Have free play with friends. Enjoy outdoor games.</p>	<p>12 Learn to share your belongings.</p>	<p>13 Switch off the lights and fans when not in use.</p>	<p>14 Beat the heat- have lassi, fruit chaat, say NO to chips, Maggie.</p>	<p>15 Avoid bad habits- hitting spitting, fighting etc.</p>
<p>16 Eat fresh fruits and vegetables daily.</p>	<p>17 Create a Father's Day card today-Give it to your dad and give a hug.</p>	<p>18 It's story time- Listen story from your parents/grandparents.</p>	<p>19 Creat a paper weight by decorating a stone.</p>	<p>20 Help mumma fill the water bottles.</p>
<p>21 Blow big/small bubbles with soap and water.</p>	<p>22 Visit India Gate and enjoy an ice-cream.</p>	<p>23 Learn to open & close different tiffin box & water bottles.</p>	<p>24 Dip and print mama's hand and your hand in paint.</p>	<p>25 Play time-throw and catch a ball with a friend.</p>
<p>26 Make balloons of three different sizes, decorate them and attach them with a string.</p>	<p>27 Take a printout of your favourite cartoon and colour it.</p>	<p>28 Make lemonade with your parents and serve it to your friend.</p>	<p>29 Feed the birds with water and bajra.</p>	<p>30 Pack your bag and sleep early today.</p>

Visit various monuments/places in this summer vacation and make a picture gallery.

Name: _____


Class: _____



Colour and fill the cute owl with pencil shavings:

Name: _____


Class: _____



Decorate the scenery using match sticks:

Name: _____

Class: _____



Name: _____

Class: _____


Button Craft: Use different colour buttons to make the butterfly colourful and beautiful.



Fill the basket by pasting the pictures of the things that you use for cleaning yourself (soap, towel, nail cutter, comb, etc..)

Name: _____


Class: _____



Spots of giraffe are missing colour the picture and add the spots using lady finger printing.

Name: _____

Class: _____



Do dot printing on the jelly fish using ear buds:

Name: _____

Class: _____

